

RM12-12

Technical Specifications

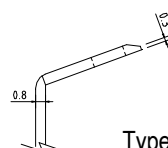
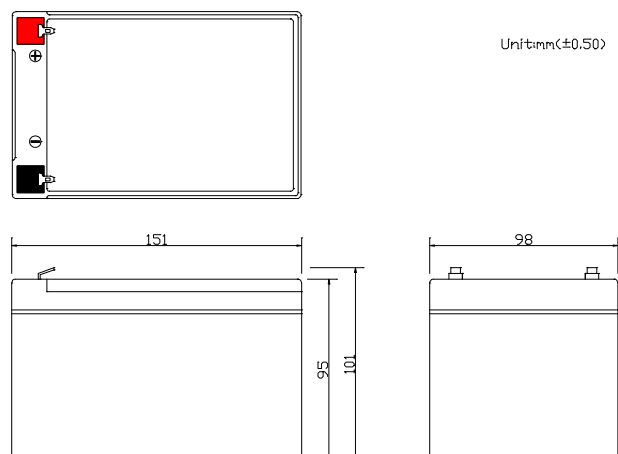
Nominal Voltage	12V
Nominal Capacity	12.0AH(20HR)
Dimension	
Length	5.94inches(151mm)
Width	3.86inches(98mm)
Height	3.74inches(95mm)
Total Height /w Terminal	3.98inches(101mm)
Weight	Approx 8.12lb(3.69kg)
Standard terminal	Type A/G

Capacity Specifications

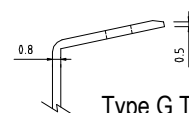
Cut Off Voltage	20Hr Rate(0.60A)	12.0AH
1.75v/c@25°C	10Hr Rate(1.1A)	11.0AH
1.75v/c	5Hr Rate(1.92A)	9.6AH
1.67v/c	1Hr Rate(7.2A)	7.2AH
1.67v/c	15Min Rate(24A)	6.0AH

Charging Specifications

		Bloc
Charge Voltage(<i>constant</i>)	Float	13.5~13.8
	Cycle	14.4~15.0
Internal Resistance (Fully Charged Battery)	< 16mΩ	
Discharge Current Amps (5 seconds maximum)	180	
Max.Charge Current	3.6A	
Approx Final Charge Current (2.25v/c Float)	0.024(24mA)	
Approx Final Charge Current (2.45v/c Float)	0.12(120mA)	
Self Discharge	6 Months@25°C	



Type A Terminal



Type G Terminal
(Optional)



Actual Wattage/Ampere Capacity at Various Discharge (Voltage @25°C)

Cut Off Voltage	Time	Time					
		5min	10min	15min	30min	45min	60min
9.6V	W	576.0	374.4	288.0	165.6	122.2	93.6
9.9V	W	557.5	367.0	282.2	163.9	121.5	92.6
10.2V	W	533.5	358.6	276.0	161.8	119.2	91.4
10.5V	W	502.1	346.1	267.6	158.2	116.9	90.0
10.8V	W	433.9	319.4	255.8	152.4	111.0	87.3

Sales Office:

9/F, 30 Wong Chuk Hang Road, Aberdeen, Hong Kong

Tel: 2555-1394 ext163 Web: www.remcobattery.com

Fax: 2873-4229

Email: sales@remcobattery.com