

RM12-12DC

Technical Specifications

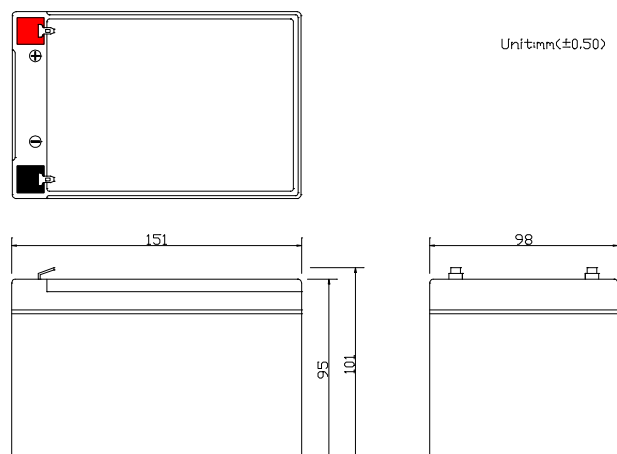
Nominal Voltage	12V
Nominal Capacity	12.0AH(20HR)
Dimension	
Length	5.94inches(151mm)
Width	3.86inches(98mm)
Height	3.74inches(95mm)
Total Height /w Terminal	3.98inches(101mm)
Weight	Approx 8.12lb(3.69kg)
Standard terminal	Type A/G

Capacity Specifications

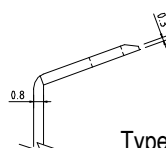

Cut Off Voltage	20Hr Rate(0.60A)	12.0AH
1.75v/c@25°C	10Hr Rate(1.10A)	11.0AH
1.75v/c	5Hr Rate(1.92A)	9.6AH
1.67v/c	1Hr Rate(7.2A)	7.2AH
1.67v/c	30Min Rate(1332A)	6.0AH

Charging Specifications

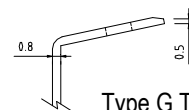
		Bloc
Charge Voltage(<i>constant</i>)	Float	13.5~13.8
	Cycle	14.4~15.0
Internal Resistance (Fully Charged Battery)	< 16mΩ	
Discharge Current Amps (5 seconds maximum)	180	
Max.Charge Current	3.6A	
Approx Final Charge Current (2.25v/c Float)	0.024(24mA)	
Approx Final Charge Current (2.45v/c Float)	0.12(120mA)	
Self Discharge	6 Months@25°C	



Unit:mm(±0.50)



Type A Terminal



Type G Terminal
(Optional)



Actual Wattage/Ampere Capacity at Various Discharge (Voltage @25°C)

Cut Off Voltage	Time							
		5min	10min	15min	30min	45min	60min	
9.6V	W	566.4	368.2	283.2	162.8	120.1	92.0	
9.9V	W	548.2	360.8	277.5	161.2	119.5	91.1	
10.2V	W	524.6	352.6	271.4	159.1	117.2	89.9	
10.5V	W	493.7	340.3	263.1	155.5	114.9	88.5	
10.8V	W	426.7	314.1	251.6	149.9	109.2	85.9	

Sales Office:

9/F, 30 Wong Chuk Hang Road, Aberdeen, Hong Kong

Tel: 2555-1394 ext163 Web: www.remcobattery.com

Fax: 2873-4229

Email: sales@remcobattery.com