

RM12-2

Technical Specifications

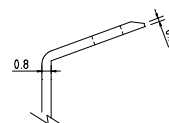
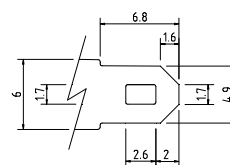
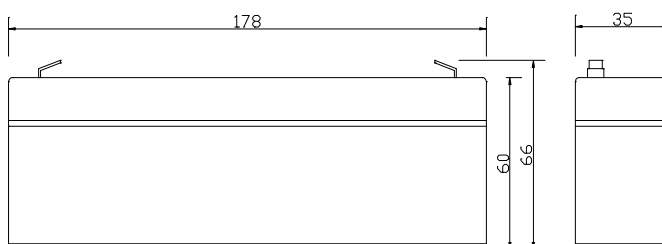

Nominal Voltage	12V
Nominal Capacity	2.0AH(20HR)
Dimension	
Length	7.0inches(178mm)
Width	1.38inches(35mm)
Height	2.36inches(60mm)
Total Height /w Terminal	2.60inches(66mm)
Weight	Approx 2.2lb(1.0kg)
Standard terminal	Type B

Capacity Specifications

Cut Off Voltage	20Hr Rate(0.10A)	2.0AH
1.75v/c@25°C	10Hr Rate(0.18A)	1.8AH
1.75v/c	5Hr Rate(0.32A)	1.6AH
1.67v/c	1Hr Rate(1.2A)	1.2AH
1.67v/c	15Min Rate(4.0A)	1.0AH

Charging Specifications

		Bloc
Charge Voltage(<i>constant</i>)	Float	13.5~13.8
	Cycle	14.4~15.0
Internal Resistance (Fully Charged Battery)	< 80mΩ	
Discharge Current Amps (5 seconds maximum)	30	
Max.Charge Current	0.60A	
Approx Final Charge Current (2.25v/c Float)	0.006(4mA)	
Approx Final Charge Current (2.45v/c Float)	0.02(20mA)	
Self Discharge	6 Months@25°C	



Type B Terminal



Actual Wattage Capacity at Various Discharges (Voltage @25°C)

Cut Off Voltage	Time							
		5min	10min	15min	30min	45min	60min	
9.6V	W	96.0	62.4	48.0	27.6	20.4	15.6	
9.9V	W	92.9	61.2	47.0	27.3	20.2	15.4	
10.2V	W	88.9	59.8	46.0	27.0	19.9	15.2	
10.5V	W	83.7	57.7	44.6	26.4	19.5	15.0	
10.8V	W	72.3	53.2	42.6	25.4	18.5	14.6	

Sales Office:

9/F, 30 Wong Chuk Hang Road, Aberdeen, Hong Kong

Tel: 2555-1394 ext163 Web: www.remcobattery.com

Fax: 2873-4229

Email: sales@remcobattery.com