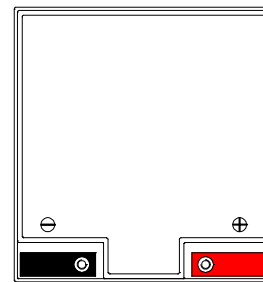
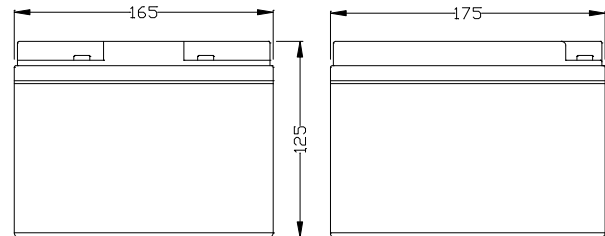


RM12-26DCM

Unit:mm(± 0.50)

Technical Specifications

Nominal Voltage	12V
Nominal Capacity	26.0AH(20HR)
Dimension	
Length	6.87inch(174mm)
Width	6.50inch(165mm)
Height	4.92inch(125mm)
Total Height /w Terminal	4.921inch(125mm)
Weight	Approx 18.48lb(8.4kg)
Standard terminal	Type E

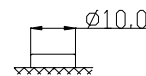


Capacity Specifications

Cut Off Voltage	20Hr Rate(1.3A)	26.0AH
1.75v/c@25°C	10Hr Rate(2.39A)	23.9AH
1.75v/c	5Hr Rate(4.16A)	20.8AH
1.67v/c	1Hr Rate(15.6A)	15.6AH
1.67v/c	30Min Rate(28.6A)	14.3AH

Charging Specifications

		Bloc
Charge Voltage(<i>constant</i>)	Float	13.5~13.8
	Cycle	14.4~15.0
Internal Resistance (Fully Charged Battery)	< 10mΩ	
Discharge Current Amps (5 seconds maximum)	260	
Max.Charge Current	7.8A	



Type E Terminal

Actual Wattage Capacity at Various Discharges (Voltage @25°C)

Final Voltage \ Time (minutes)	Time (minutes)											
	5	10	15	30	45	60	180	300	480	600	1200	
9.6V	A	104.7	68.4	52.2	32.4	23.9	19.1	7.5	4.9	3.2	2.65	1.43
	W	1228.8	798.7	614.4	353.3	260.6	199.7	86.1	57.5	39.1	32.81	17.82
9.9V	A	101.4	66.5	51.2	31.7	23.6	18.7	7.4	4.8	3.2	2.62	1.41
	W	1189.4	782.8	602.1	349.7	259.2	197.6	83.8	55.7	38.2	32.14	17.54
10.2V	A	98.3	64.8	50.1	31.1	23.2	18.4	7.3	4.8	3.1	2.58	1.40
	W	1138.2	764.9	588.8	345.1	254.4	195.1	81.1	54.0	37.3	31.46	17.25
10.5V	A	95.1	63.2	48.9	30.3	22.8	18.1	7.2	4.7	3.1	2.55	1.39
	W	1071.1	738.3	570.9	337.4	249.3	191.9	78.5	52.6	36.5	30.62	16.97
10.8V	A	92.1	61.4	47.9	29.9	22.4	17.8	7.1	4.6	3.0	2.51	1.37
	W	925.7	681.5	545.8	325.1	236.8	186.3	76.4	51.3	35.5	30.06	16.68

Sales Office:

9/F, 30 Wong Chuk Hang Road, Aberdeen, Hong Kong

Tel: 2555-1394 ext163 Web: www.remcobattery.com

Fax: 2873-4229

Email: sales@remcobattery.com

Rev. 100719