

RM6-10

Technical Specifications

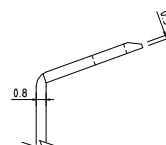
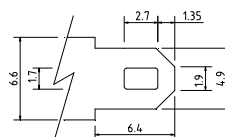
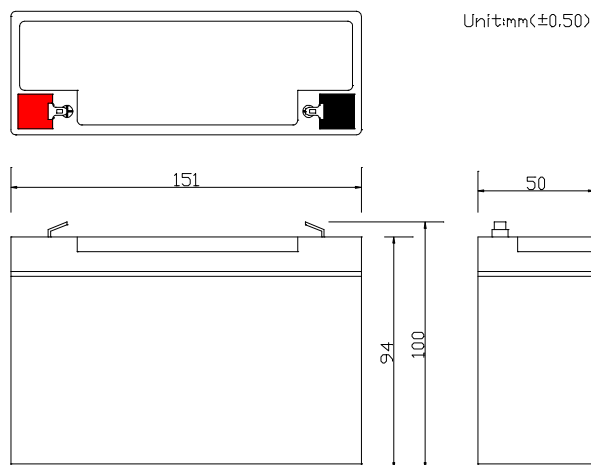
Nominal Voltage	6V
Nominal Capacity	10AH(20HR)
Dimension	
Length	5.94inches(151mm)
Width	1.97inches(50mm)
Height	3.70inches(94mm)
Total Height /w Terminal	3.94inches(100mm)
Weight	Approx 3.67lb(1.67kg)
Standard terminal	Type A/G

Capacity Specifications

Cut Off Voltage	20Hr Rate(0.5A)	10.0AH
1.75v/c@25°C	10Hr Rate(0.92A)	9.2AH
1.75v/c	5Hr Rate(1.6A)	8.0AH
1.67v/c	1Hr Rate(6A)	6.0AH
1.67v/c	15Min Rate(20A)	5.0AH

Charging Specifications

		Bloc
Charge Voltage(<i>constant</i>)	Float	6.75~6.90
	Cycle	7.25~7.50
Internal Resistance (Fully Charged Battery)	< 12mΩ	
Discharge Current Amps (5 seconds maximum)	150	
Max.Charge Current	3.0A	
Approx Final Charge Current (2.25v/c Float)	0.02(20mA)	
Approx Final Charge Current (2.45v/c Float)	0.10(100mA)	
Self Discharge	6 Months@25°C	



Type A Terminal



Actual Wattage Capacity at Various Discharges (Voltage @25°C)

Cut Off Voltage	Time	Time					
		5min	10min	15min	30min	45min	60min
4.80V	W	240.0	156.0	120.0	69.0	50.9	39.0
4.95V	W	232.3	152.9	117.6	68.3	50.6	38.6
5.10V	W	222.3	149.4	115.0	67.4	49.7	38.1
5.25V	W	209.2	144.2	111.5	65.9	48.7	37.5
5.40V	W	180.8	133.1	106.6	63.5	46.3	36.4

Sales Office:

9/F, 30 Wong Chuk Hang Road, Aberdeen, Hong Kong

Tel: 2555-1394 ext163 Web: www.remcobattery.com

Fax: 2873-4229

Email: sales@remcobattery.com