


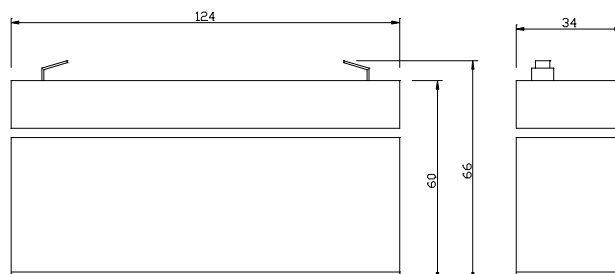
RM6-3.2

Technical Specifications

Nominal Voltage	6V
Nominal Capacity	3.2AH(20HR)
Dimension	
Length	4.88inch(124mm)
Width	1.34inch(34mm)
Height	2.36inch(60mm)
Total Height /w Terminal	2.60inch(66mm)
Weight	Approx 1.34lb(0.61kg)
Standard terminal	Type A

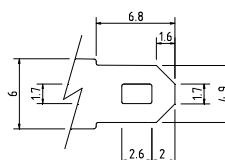


Unit:mm(±0.50)



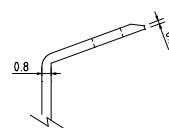
Capacity Specifications

Cut Off Voltage	20Hr Rate(0.16A)	3.2AH
1.75v/c@25°C	10Hr Rate(0.29A)	2.9AH
1.75v/c	5Hr Rate(0.51A)	2.55AH
1.67v/c	1Hr Rate(1.92A)	1.92AH
1.67v/c	15Min Rate(6.4A)	1.6AH



Charging Specifications

		Bloc
Charge Voltage(<i>constant</i>)	Float	6.75~6.90
	Cycle	7.25~7.50
Internal Resistance (Fully Charged Battery)	< 30mΩ	
Discharge Current Amps (5 seconds maximum)	48	
Max.Charge Current	0.96A	
Approx Final Charge Current (2.25v/c Float)	0.006(6mA)	
Approx Final Charge Current (2.45v/c Float)	0.03(30mA)	
Self Discharge	6 Months@25°C	



Type B Terminal



Actual Wattage Capacity at Various Discharges (Voltage @25°C)

Cut Off Voltage	Time	Time					
		5min	10min	15min	30min	45min	60min
4.80V	W	76.8	49.9	38.4	22.1	16.3	12.5
4.95V	W	74.3	48.9	37.6	21.9	16.2	12.4
5.10V	W	71.1	47.8	36.8	21.6	15.9	12.2
5.25V	W	66.9	46.1	35.7	21.1	15.6	12.0
5.40V	W	57.9	42.6	34.1	20.3	14.8	11.6

Sales Office:

9/F, 30 Wong Chuk Hang Road, Aberdeen, Hong Kong

Tel: 2555-1394 ext163 Web: www.remcobattery.com

Fax: 2873-4229 Email: sales@remcobattery.com

Rev. 100719