

RM6-4

Technical Specifications

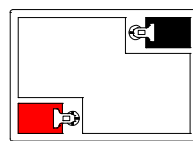
Nominal Voltage	6V
Nominal Capacity	4.5AH(20HR)
Dimension	
Length	2.76inch(70mm)
Width	1.85inch(47mm)
Height	3.94inch(100mm)
Total Height /w Terminal	4.21inch(107mm)
Weight	Approx 1.54lb(0.70kg)
Standard terminal	Type A/G

Capacity Specifications

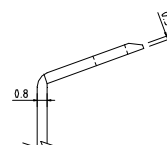
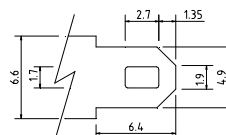
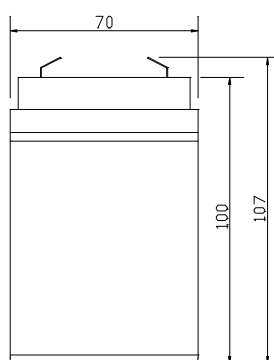
Cut Off Voltage	20Hr Rate(0.2A)	4.0AH
1.75v/c@25°C	10Hr Rate(0.37A)	3.7AH
1.75v/c	5Hr Rate(0.64A)	3.2AH
1.67v/c	1Hr Rate(2.40A)	2.4AH
1.67v/c	15Min Rate(8.0A)	2.0AH

Charging Specifications

		Bloc
Charge Voltage(<i>constant</i>)	Float	6.75~6.90
	Cycle	7.25~7.50
Internal Resistance (Fully Charged Battery)	< 26mΩ	
Discharge Current Amps (5 seconds maximum)	60	
Max.Charge Current	1.2A	
Approx Final Charge Current (2.25v/c Float)	0.008(8mA)	
Approx Final Charge Current (2.45v/c Float)	0.04(40mA)	
Self Discharge	6 Months@25°C	



Unit:mm(±0.50)



Type A Terminal

Actual Wattage Capacity at Various Discharges (Voltage @25°C)

Cut Off Voltage	Time	Time					
		5min	10min	15min	30min	45min	60min
4.80V	W	96.0	62.4	48.0	27.6	20.4	15.6
4.95V	W	92.9	61.2	47.0	27.3	20.2	15.4
5.10V	W	88.9	59.8	46.0	27.0	19.9	15.2
5.25V	W	83.7	57.7	44.6	26.4	19.5	15.0
5.40V	W	72.3	53.2	42.6	25.4	18.5	14.6

Sales Office:

9/F, 30 Wong Chuk Hang Road, Aberdeen, Hong Kong

Tel: 2555-1394 ext163 Web: www.remcobattery.com

Fax: 2873-4229

Email: sales@remcobattery.com